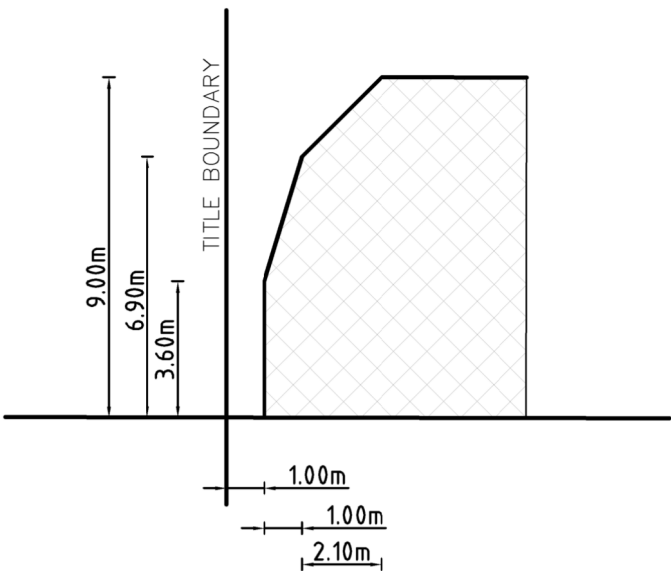
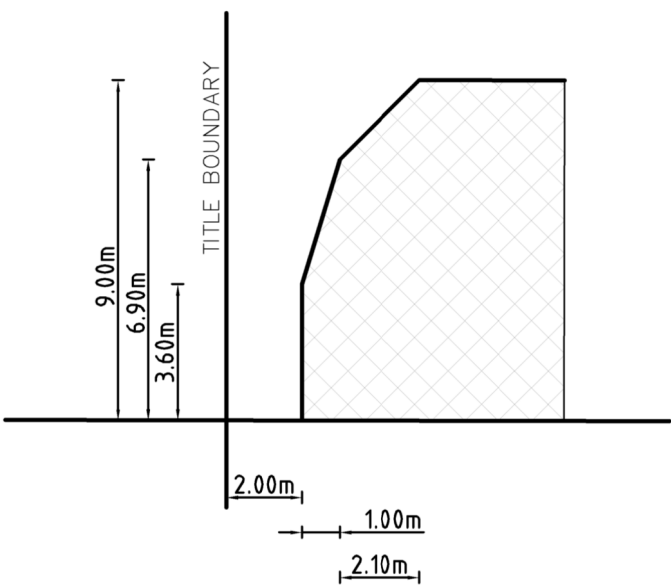


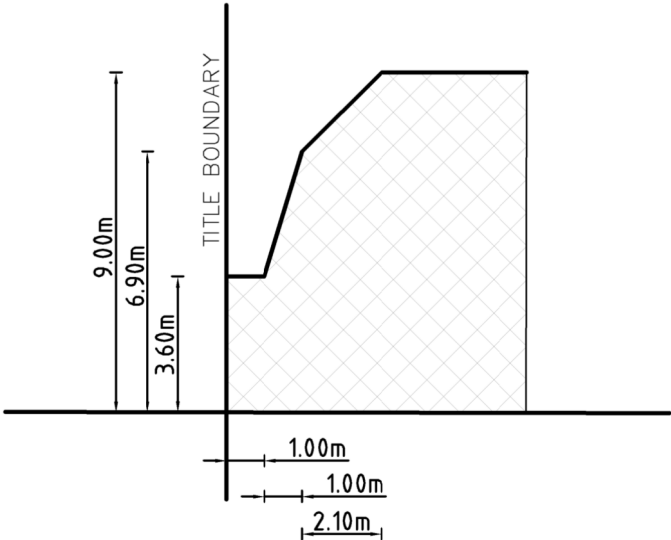
A



B



C



BUILDING ENVELOPE

108

LOT NUMBER



BUILDING ENVELOPE BOUNDARY PROFILE TYPE



EXTENT OF FRONT FENCING. REFER TO GUIDELINES FOR REQUIREMENTS REGARDING FENCING TYPES.



PREMIUM LOTS. REFER TO MCP, FENCING AND PREMIUM COLOUR GUIDELINES FOR ADDITIONAL REQUIREMENTS



SETBACK MINIMUM REQUIRED (IF NONE SHOWN, A BUILDING CAN BE CONSTRUCTED ON THE BOUNDARY PROVIDED THAT THE BUILDING HEIGHT AND LENGTH REQUIREMENTS ARE MET)



DESIGNATED VEHICLE CROSSOVER TO LOT (NO OTHER VEHICULAR ACCESS POINT IS PERMITTED TO A LOT, EXCEPT WITH THE APPROVAL OF PDRP)

PORCHES, PERGOLAS AND VERANDAH THAT ARE LESS THAN 3.6 METRES HIGH AND EAVES MAY ENCROACH NOT MORE THAN 2.5 METRES INTO THE FRONT SETBACKS